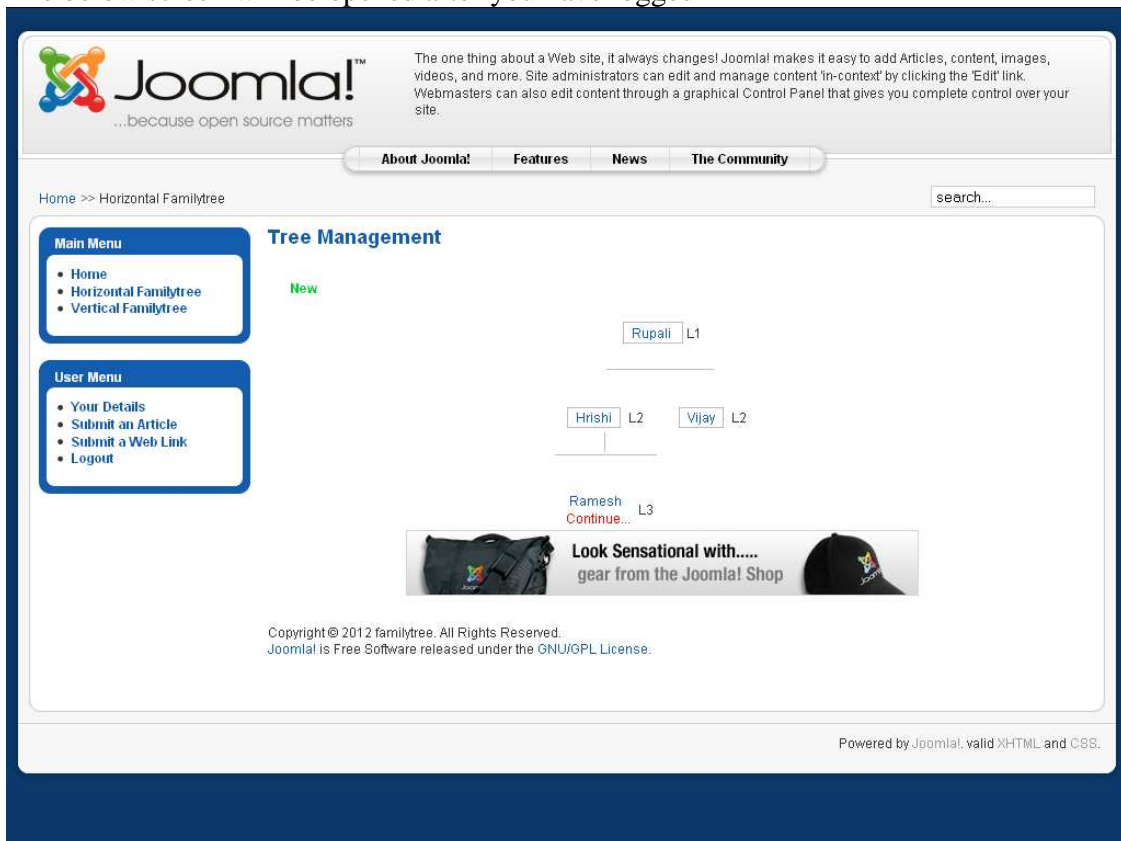


Support document of Horizontal Family Tree

First go to your Joomla! admin panel click on install/uninstall then select com_familytree_hrz.zip and install it then create one link in main menu Horizontal Familytree and redirect it to “index.php?option=com_familytree_hrz&view=familytree_hrz&layout=default1”

Then go to frontend click on [Horizontal Familytree](#) which is created in main menu

The below screen will be opened after you have logged in



The screenshot shows the Joomla! frontend interface for the Horizontal Familytree extension. At the top, the Joomla! logo and tagline "...because open source matters" are displayed. Below the logo, there is a navigation menu with links for "About Joomla!", "Features", "News", and "The Community". The main content area is titled "Tree Management" and features a "New" button. The family tree structure is shown with three levels: Rupali (L1) at the top, Hrishikesh (L2) and Vijay (L2) below her, and Ramesh (L3) below Hrishikesh. A "Continue..." link is visible next to Ramesh. On the left side, there are two menu boxes: "Main Menu" with links for Home, Horizontal Familytree, and Vertical Familytree; and "User Menu" with links for Your Details, Submit an Article, Submit a Web Link, and Logout. At the bottom of the main content area, there is a promotional banner for the Joomla! Shop and a copyright notice: "Copyright © 2012 familytree. All Rights Reserved. Joomla! is Free Software released under the GNU/GPL License." The footer of the page states "Powered by Joomla!, valid XHTML and CSS."

Which displays records in your family tree

Click on new to add more records

...because open source matters

[About Joomla!](#) [Features](#) [News](#) [The Community](#)

Home

Main Menu

- Home
- Horizontal Familytree
- Vertical Familytree

User Menu

- Your Details
- Submit an Article
- Submit a Web Link
- Logout

Tree Management

Mulpurush

Name

Gender Male Female

Birthdate(YYYY-MM-DD):

Parent id

Generation:

Comment:


Look Sensational with..... gear from the Joomla! Shop

Copyright © 2012 familytree. All Rights Reserved.
Joomla! is Free Software released under the GNU/GPL License.

Powered by Joomla!, valid XHTML and CSS.

Select mulpurush which is first person of your family
Then add name sex, birthdate then select parent id and generation and click on save button
you can add, edit, delete or see more information of a particular node (Family member)

Click on any node for this the hyperlink is given to each node for its detail

 **Joomla!**[™]
...because open source matters

With a library of thousands of free [Extensions](#), you can add what you need as your site grows. Don't wait, look through the [Joomla! Extensions](#) library today.

[About Joomla!](#) | [Features](#) | [News](#) | [The Community](#)

Home

Main Menu

- [Home](#)
- [Horizontal Familytree](#)
- [Vertical Familytree](#)

User Menu

- [Your Details](#)
- [Submit an Article](#)
- [Submit a Web Link](#)
- [Logout](#)


Tree Management

[New](#) [Delete](#) [Edit](#) [More Info.](#)

Hrishi L2

Ramesh L3

Suresh L4
[Continue...](#)



Look Sensational with.....
gear from the Joomla! Shop

Copyright © 2012 familytree. All Rights Reserved.
Joomla! is Free Software released under the GNU/GPL License.

Powered by Joomla!, valid XHTML and CSS.

If tree is greater than 3 levels then to see next generation click on continue link to see corresponding tree of each node

Main Menu

- [Home](#)
- [Horizontal Familytree](#)
- [Vertical Familytree](#)

User Menu

- [Your Details](#)
- [Submit an Article](#)
- [Submit a Web Link](#)
- [Logout](#)

Detail Infomation

#	Name	Comment	Gender	Birthdate
1	Hrishi	Second generation	male	